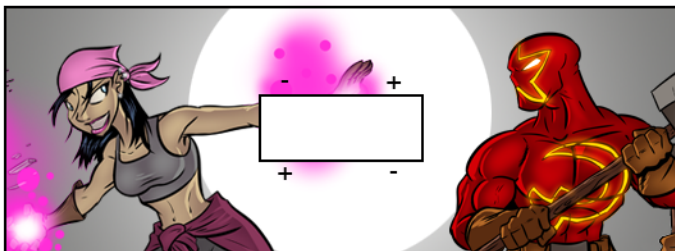
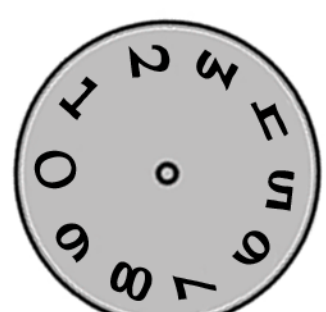

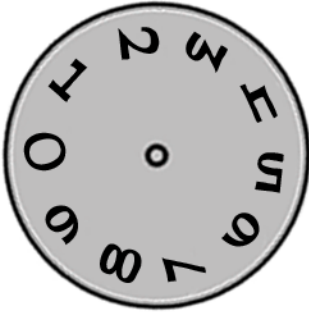
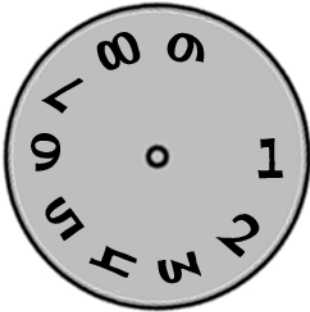


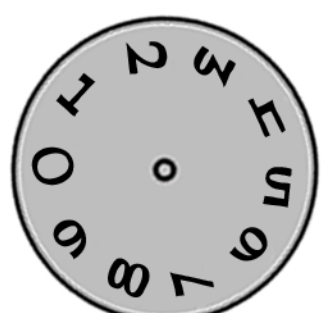
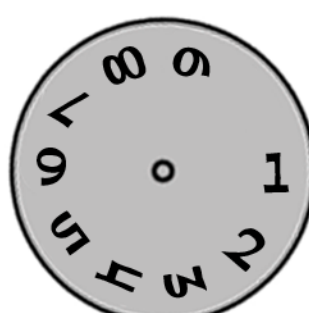
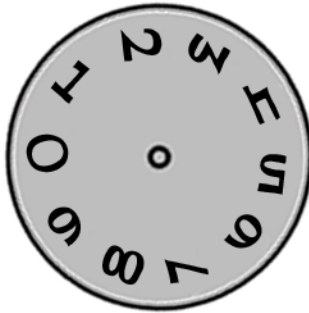

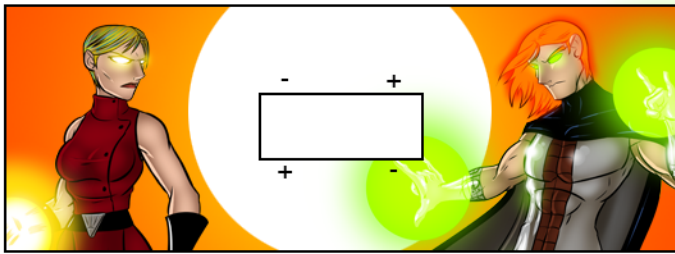


1) cut everything out
2) use a pen knife to cut out the rectangle on the front.

3) poke a hole in the middle of the dials and on the dots on the back.
4) attach the dials to the back with a metal fastener (you will likely have to cut the arms of the fasteners short so they don't show through).
5) tape it shut.



1) cut everything out
2) use a pen knife to cut out the rectangle on the front.

3) poke a hole in the middle of the dials and on the dots on the back.
4) attach the dials to the back with a metal fastener (you will likely have to cut the arms of the fasteners short so they don't show through).
5) tape it shut.